





emPowered OCR

| Wave Place | Bib | Name | Overall Rank | Overall Gender Rank | Chip Time |
|-------------|-----|--------------------|--------------|--|-----------|
| 8:00 | | | | | |
| 1 | 26 | Tyler Mckreclle | 4 | Male (4) | 29:00 |
| 2 | 34 | David Long | 6 | Male (6) | 31:33 |
| 3 | 35 | Scott Hurdleston | 10 | Male (10) | 34:03 |
| 4 | 27 | Alex Sawickie | 13 | Female (2)  | 35:58 |
| 5 | 24 | Adam Becker | 15 | Male (12) | 36:43 |
| 6 | 12 | Michael Degroft | 21 | Male (16) | 39:33 |
| 7 | 8 | Krista Krumanocker | 22 | Female (6) | 40:34 |
| 8 | 15 | Sam King | 26 | Male (20) | 42:17 |
| 9 | 2 | Thomas Begin | 27 | Male (21) | 42:35 |
| 10 | 13 | Zack Kauffman | 28 | Male (22) | 42:43 |
| 11 | 17 | Madelyn Saunders | 34 | Female (9) | 47:02 |
| 12 | 23 | Richie Hitton | 37 | Male (28) | 47:21 |
| 13 | 7 | Rachel Keim | 38 | Female (10) | 49:14 |
| 14 | 3 | Tere Capp | 50 | Female (17) | 59:28 |
| 8:15 | | | | | |
| 1 | 4 | Matthew Johnson | 2 | Male (2)  | 28:31 |
| 2 | 5 | John Palmer | 9 | Male (9) | 33:26 |
| 3 | 14 | Merlin Lantz | 11 | Male (11) | 35:33 |
| 4 | 49 | Antonio Mendez | 16 | Male (13) | 37:18 |
| 5 | 48 | Nathaniel Madera | 19 | Male (15) | 38:32 |
| 6 | 40 | Shane Ober | 30 | Male (23) | 43:41 |
| 7 | 18 | Addison Pumphrey | 31 | Male (24) | 44:07 |
| 8 | 47 | Courtney Rudegear | 33 | Female (8) | 46:35 |
| 9 | 46 | Dalton Leash | 35 | Male (26) | 47:03 |
| 10 | 19 | Andrew Rhinier | 60 | Male (41) | 1:42:19 |
| 11 | 28 | Whitney Laventure | 62 | Female (20) | 2:52:44 |

emPowered OCR

| Wave Place | Bib | Name | Overall Rank | Overall Gender Rank | Chip Time |
|-------------|-----|--------------------|--------------|---------------------|---|
| 8:30 | | | | | |
| 1 | 10 | Sean Ward | 1 | Male (1) |  27:35 |
| 2 | 11 | Mark Falcone | 3 | Male (3) |  28:38 |
| 3 | 56 | Matt Liptak | 5 | Male (5) | 29:05 |
| 4 | 6 | David Bryan | 7 | Male (7) | 32:29 |
| 5 | 29 | Aliyah Emas | 12 | Female (1) |  35:50 |
| 6 | 9 | Krista Caldwell | 14 | Female (3) |  36:09 |
| 7 | 16 | Melia Ochsner | 17 | Female (4) | 37:53 |
| 8 | 62 | Claudeo Jamie | 18 | Male (14) | 37:53 |
| 9 | 82 | Ryan Krempels | 20 | Female (5) | 39:05 |
| 10 | 59 | Adam Gon | 24 | Male (18) | 40:59 |
| 11 | 72 | Ross Stuart | 25 | Male (19) | 41:40 |
| 12 | 1 | Matthew Bryson | 32 | Male (25) | 45:33 |
| 13 | 21 | Nick Rudanovick | 36 | Male (27) | 47:05 |
| 14 | 37 | Christine Coccio | 41 | Female (12) | 54:28 |
| 15 | 43 | Rebecca Dipietto | 43 | Female (14) | 54:39 |
| 16 | 64 | Theodore Shaffer | 45 | Male (30) | 58:03 |
| 17 | 44 | Tracy Walters | 46 | Female (16) | 58:08 |
| 18 | 22 | Chris Warren | 47 | Male (31) | 58:32 |
| 19 | 51 | Christopher Newton | 49 | Male (33) | 59:09 |
| 20 | 75 | Angel Flores | 51 | Male (34) | 1:01:41 |
| 21 | 57 | Ed Roseboro | 53 | Male (35) | 1:05:19 |
| 22 | 20 | Mark Krebs | 59 | Male (40) | 1:34:49 |
| 23 | 60 | Jamie Ciavdeo | 61 | Male (42) | 1:50:44 |
| 8:45 | | | | | |
| 1 | 58 | Derek Rozanski | 8 | Male (8) | 32:48 |
| 2 | 54 | Mark Pudlo | 23 | Male (17) | 40:47 |
| 3 | 66 | Bailee Gingrich | 29 | Female (7) | 43:03 |
| 4 | 61 | Chrissi Shewchuk | 39 | Female (11) | 50:39 |
| 9:00 | | | | | |
| 1 | - | Bistline Team | Team (2) | - | 54:31 |
| 2 | - | Volunteer Team | Team (3) | - | 57:43 |
| 3 | - | Retallack Team | Team (4) | - | 58:53 |
| 4 | - | Cornerstone Team | Team (5) | - | 1:04:10 |
| 5 | - | Phillips Team | Team (8) | - | 1:08:42 |
| 6 | - | Irish Wristwatch | Team (10) | - | 1:20:42 |

emPowered OCR

| Wave Place | Bib | Name | Overall Rank | Overall Gender Rank | Chip Time |
|-------------------|------------|------------------|---------------------|----------------------------|------------------|
| 9:15 | | | | | |
| 1 | - | Worthington Team | Team (1) | - | 53:23 |
| 2 | - | Rickey Team | Team (6) | - | 1:05:46 |
| 3 | - | Wenger Team | Team (7) | - | 1:07:47 |
| 4 | - | Thomas Team | Team (9) | - | 1:17:24 |
