




















































Hope Rescue Mission Patriot 5K

Overall Results

Place	Bib	Name	Group		Group Place	Pace	Chip Time
1	783	William Graybill	M (20-29)		(Overall Male 1)	5:37	17:26
2	222	Andrew Brown	M (30-39)		(Overall Male 2)	5:52	18:14
3	206	Cooper Allred	M (0-14)		(Overall Male 3)	6:40	20:43
4	785	Priscilla Harris	F (20-29)		(Overall Female 1)	6:47	21:02
5	784	Miriam Harris	F (20-29)		(Overall Female 2)	6:47	21:03
6	386	Hunter Johansmeyer	M (0-14)		1st	6:52	21:20
7	360	Kole Stankiewicz	M (0-14)		2nd	6:54	21:27
8	307	Nick Long	M (30-39)		1st	7:00	21:44
9	281	Nate Hilberg	M (50-59)		1st	7:11	22:17
10	397	James Zak	M (50-59)		2nd	7:24	22:57
11	286	Steve Hobbs	M (60-69)		1st	7:27	23:06
12	359	Keith Stankiewicz	M (40-49)		1st	7:31	23:19
13	801	Eriz Waldron	M (30-39)		2nd	7:42	23:53
14	268	Ryan J Forry	F (15-19)		(Overall Female 3)	7:42	23:54
15	318	Christen Mengel	F (40-49)		1st	7:44	23:59
16	398	Jonathan Leinbach	M (20-29)		1st	7:48	24:14
17	317	Grayson Meck	M (0-14)		3rd	7:49	24:15
18	343	Caden Sanger	M (0-14)		4th	7:50	24:18
19	326	Philip Olinger	M (40-49)		2nd	7:50	24:19
20	327	Alivia Olinger	F (0-14)		1st	7:50	24:19
21	394	David Pollock	M (50-59)		3rd	7:50	24:21
22	376	Lisa Zwierzyna	F (30-39)		1st	7:55	24:35
23	796	Sarah Hope	F (30-39)		2nd	7:59	24:48
24	798	Paige Hope	F (0-14)		2nd	8:06	25:09
25	267	Ethan Forry	M (30-39)		3rd	8:06	25:10
26	380	Flip Micheals	M (50-59)		4th	8:07	25:11
27	797	Macie Hope	F (0-14)		3rd	8:07	25:13
28	388	Scott Laman	M (60-69)		2nd	8:19	25:50
29	352	Kelly Smith	F (40-49)		2nd	8:19	25:51
30	353	Penelope Smith	F (0-14)		4th	8:20	25:53
31	786	Luke Brownback	M (0-14)		5th	8:26	26:12
32	218	Titus Bowers	M (0-14)		6th	8:29	26:19
33	272	Chase Gehris	M (0-14)		7th	8:29	26:21
34	338	Jeff Romig	M (50-59)		5th	8:31	26:26
35	790	Cathy Hopkins	F (60-69)		1st	8:31	26:27
36	312	Sarah Matz	F (0-14)		5th	8:32	26:30
37	324	Tylor Moore	M (30-39)		4th	8:35	26:40
38	387	Peyton Herbein	F (0-14)		6th	8:36	26:43
39	365	Renee Stufflet	F (30-39)		3rd	8:39	26:52
40	345	Jaime Schrenk	F (40-49)		3rd	8:44	27:07
41	371	Patti Walmer	F (50-59)		1st	8:45	27:09
42	217	Ann Bonnett	F (40-49)		4th	8:45	27:10
43	332	Courtney Perry	F (20-29)		1st	8:45	27:11




Hope Rescue Mission Patriot 5K

Overall Results

Place	Bib	Name	Group		Group Place	Pace	Chip Time
44	799	Jason Hope	M (40-49)		3rd	8:47	27:15
45	375	Jim Wilson	M (50-59)		6th	8:52	27:32
46	219	Brittany Bracelin	F (20-29)		2nd	8:54	27:39
47	354	Jb Snyder	M (50-59)		7th	8:56	27:43
48	211	Jeffrey Barbitta	M (60-69)		3rd	8:57	27:48
49	264	Randy Ferree	M (50-59)		8th	8:58	27:51
50	335	Steven Riley	M (50-59)		9th	8:58	27:52
51	254	Ava Estelle	F (0-14)		7th	8:59	27:53
52	313	April Matz	F (40-49)		5th	8:59	27:54
53	355	Justin Spannuth	M (40-49)		4th	9:01	27:59
54	258	Josh Farr	M (30-39)		5th	9:04	28:08
55	316	Dennis Meck	M (50-59)		10th	9:06	28:15
56	226	Greg Byrne	M (20-29)		2nd	9:07	28:19
57	265	Tom Finn	M (60-69)		4th	9:09	28:23
58	266	Caleb Finn	M (20-29)		3rd	9:09	28:25
59	241	Chris Dibiasse	M (50-59)		11th	9:09	28:26
60	289	Cheryl Kerper	F (40-49)		6th	9:10	28:27
61	252	Todd Estelle	M (40-49)		5th	9:16	28:47
62	297	Abby Leinbach	F (15-19)		1st	9:20	28:59
63	290	Katie King	F (30-39)		4th	9:22	29:04
64	782	Bryan Jay	M (30-39)		6th	9:34	29:43
65	278	Kevin Harbster	M (60-69)		5th	9:38	29:56
66	220	Seth Bracelin	M (30-39)		7th	9:39	29:59
67	356	Melissa Spannuth	F (40-49)		7th	9:41	30:05
68	300	Daniel Leinbach	M (15-19)		1st	9:43	30:09
69	275	Andrea George	F (40-49)		8th	9:43	30:11
70	385	Monica Turchi	F (40-49)		9th	9:48	30:27
71	802	Adrian Heredza	M (30-39)		8th	9:49	30:29
72	277	Liz Graybill	F (50-59)		2nd	9:54	30:43
73	368	Steve Valdez	M (30-39)		9th	9:55	30:49
74	291	John Kokoska	M (70+)		1st	9:56	30:50
75	271	Lisa Gauker	F (30-39)		5th	9:56	30:51
76	273	Jordan Gehris	M (0-14)		8th	9:56	30:52
77	223	Lisa Brown	F (20-29)		3rd	9:57	30:54
78	803	Valeri Harteg	F (30-39)		6th	9:57	30:54
79	216	Sallie Bohlen	F (30-39)		7th	9:58	30:57
80	309	Cynthia Lorish	F (50-59)		3rd	10:04	31:15
81	378	Sarah Mcdaniel	F (30-39)		8th	10:06	31:23
82	305	Joan London	F (50-59)		4th	10:07	31:26
83	337	Rus Romanov	M (30-39)		10th	10:09	31:30
84	381	Andy Yorgey	M (50-59)		12th	10:15	31:49
85	269	Amanda Garber	F (40-49)		10th	10:20	32:04
86	259	Aneta Farr	F (40-49)		11th	10:27	32:27


Hope Rescue Mission Patriot 5K

Overall Results

Place	Bib	Name	Group	Group Place	Pace	Chip Time
87	339	Diana Romig	F (50-59)	5th	10:30	32:36
88	389	Fred Kohler	M (60-69)	6th	10:32	32:41
89	248	Michael Eenigenburg	M (30-39)	11th	10:32	32:42
90	340	Caroline Romig	F (20-29)	4th	10:38	33:01
91	250	Dean Eenigenburg	M (0-14)	9th	10:39	33:04
92	361	Piper Stoltzfus	F (0-14)	8th	10:39	33:05
93	207	Ethan Amole	M (20-29)	4th	10:39	33:06
94	294	Dave Leinbach	M (60-69)	7th	10:43	33:15
95	263	Lindsay Felker	F (30-39)	9th	10:44	33:20
96	323	Alfred Moatz	M (60-69)	8th	10:47	33:30
97	362	Samantha Stoltzfus	F (0-14)	9th	10:49	33:36
98	363	Nick Stoltzfus	M (40-49)	6th	10:50	33:38
99	331	Joanne Patti	F (60-69)	 2nd	10:51	33:41
100	379	Cathryn Kilgore	F (30-39)	10th	10:55	33:53
101	377	Ellen Dahill Brown	F (30-39)	11th	10:55	33:54
102	298	Evelyn Leinbach	F (0-14)	10th	11:04	34:21
103	789	Doug Stutzamn	M (30-39)	12th	11:05	34:26
104	221	Leslie Brightbill	F (60-69)	 3rd	11:06	34:27
105	399	Mary Rieck	F (70+)	 1st	11:10	34:41
106	229	Aaron Carman	M (30-39)	13th	11:15	34:55
107	349	Lukas Seidel	M (0-14)	10th	11:15	34:55
108	367	April Tuscher	F (60-69)	4th	11:19	35:09
109	325	Ken Ogden	M (50-59)	13th	11:20	35:13
110	400	Rusty Gottier	M (50-59)	14th	11:22	35:17
111	329	Ulises Otero	M (40-49)	7th	11:25	35:28
112	373	Melissa Werley	F (50-59)	6th	11:26	35:29
113	372	Matthew Werley	M (50-59)	15th	11:26	35:30
114	253	Ryan Estelle	M (50-59)	16th	11:34	35:54
115	311	Lindsay Mancini	F (30-39)	12th	11:35	36:00
116	346	Luke Schrenk	M (0-14)	11th	11:37	36:04
117	210	Karen Banda	F (40-49)	12th	11:40	36:15
118	382	Kim Yorgey	F (50-59)	7th	11:42	36:20
119	795	Paulette Dreher	F (30-39)	13th	11:56	37:03
120	793	Julianne Beil	F (30-39)	14th	11:57	37:05
121	270	Walter Garner	M (50-59)	17th	12:09	37:44
122	794	Geoffrey Dreher	M (30-39)	14th	12:09	37:44
123	310	Robert Mancini	M (30-39)	15th	12:13	37:57
124	350	Richard Showers	M (60-69)	9th	12:21	38:21
125	237	Pamela Creighton	F (60-69)	5th	12:23	38:27
126	344	Emily Schaeffer	F (40-49)	13th	12:28	38:44
127	285	Tracy Hoagey	F (50-59)	8th	12:43	39:29
128	366	Danielle Sulzer	F (20-29)	5th	12:43	39:29
129	257	Christine Evanna	F (60-69)	6th	12:56	40:09

Hope Rescue Mission Patriot 5K

Overall Results

Place	Bib	Name	Group	Group Place	Pace	Chip Time
130	301	Scott Lemmon	M (50-59)	18th	13:06	40:41
131	333	Katie Polkus	F (20-29)	6th	13:13	41:03
132	284	Dawn Hissner	F (50-59)	9th	13:14	41:07
133	299	Emma Leinbach	F (0-14)	11th	13:14	41:07
134	295	Lydia Leinbach	F (20-29)	7th	13:16	41:11
135	383	Noelle Yorgey	F (20-29)	8th	13:31	42:00
136	246	Lauren Dupont	F (40-49)	14th	13:33	42:06
137	228	Julie Carman	F (20-29)	9th	13:44	42:40
138	384	Helene Horn	F (50-59)	10th	13:51	43:00
139	287	Lou Hornberger	M (50-59)	19th	13:52	43:05
140	283	David Hissner	M (60-69)	10th	14:10	43:59
141	204	Julia Adams	F (20-29)	10th	14:16	44:18
142	249	Alivia Eenigenburg	F (0-14)	12th	14:17	44:22
143	227	Cassandra Campbell	F (50-59)	11th	14:28	44:57
144	302	Jennifer Lerario	F (50-59)	12th	15:00	46:34
145	392	Bree Roland	F (20-29)	11th	15:05	46:49
146	251	Karen Epler	F (60-69)	7th	15:19	47:34
147	788	Cheryl Crossett	F (30-39)	15th	15:20	47:37
148	393	Tim Crossett	M (30-39)	16th	15:21	47:39
149	238	Sheleiny Cruz	F (15-19) 	2nd	15:27	47:58
150	232	April Cline	F (40-49)	15th	15:30	48:07
151	314	Nathaniel Mccord	M (0-14)	12th	15:39	48:36
152	787	Heather Mccord	F (40-49)	16th	15:56	49:28
153	224	Tyler Brown	M (20-29)	5th	16:04	49:53
154	214	Mary Bender	F (50-59)	13th	16:05	49:58
155	292	Helen Konnick	F (40-49)	17th	16:12	50:20
156	369	David Wade	M (50-59)	20th	16:25	50:59
157	370	Michelle Wade	F (40-49)	18th	16:25	50:59
158	243	Michele Druce	F (30-39)	16th	16:33	51:24
159	244	Emily Druce	F (0-14)	13th	16:33	51:25
160	245	Kayley Druce	F (0-14)	14th	16:33	51:25
161	208	Audreylin Ashley	F (40-49)	19th	16:48	52:11
162	260	Karen Farris	F (60-69)	8th	16:48	52:11
163	791	Federica Caloia	F (20-29)	12th	16:52	52:22
164	792	Isabella Caloia	F (60-69)	9th	16:52	52:23
165	320	Sean Mest	M (30-39)	17th	17:14	53:31
166	321	Jessica Mest	F (30-39)	17th	17:15	53:35
167	230	Katie Catchmark	F (40-49)	20th	17:18	53:44
168	256	Cierra Etchberger	F (20-29)	13th	17:19	53:46
169	255	Tracey Etchberger	F (50-59)	14th	17:19	53:46
170	296	Beverly Leinbach	F (50-59)	15th	17:26	54:08
171	395	Lawrence Riuzs	M (40-49)	8th	17:31	54:23
172	391	Jennifer Dragovitz	F (50-59)	16th	17:39	54:49

Hope Rescue Mission Patriot 5K

Overall Results

Place	Bib	Name	Group	Group Place	Pace	Chip Time
173	390	Heather Wood	F (20-29)	14th	17:39	54:50
174	800	Charlee Mccord	F (0-14)	15th	17:55	55:40
175	315	Ryan Mccord	M (30-39)	18th	17:56	55:42
176	396	Gabrielle Geltz	F (20-29)	15th	18:01	55:58
177	303	Erin Lis	F (30-39)	18th	18:01	55:59
178	357	Randy Spayd	M (40-49)	9th	18:04	56:07
179	348	Jerry Seidel	M (60-69)	11th	18:37	57:51
180	242	Robert Druce	M (40-49)	10th	18:42	58:04
181	201	Kelly Achenbach	F (40-49)	21st	19:03	59:11
182	342	Lindsay Rothenberger	F (30-39)	19th	19:03	59:11
183	282	Jennifer Hinkle	F (30-39)	20th	19:26	1:00:22
184	209	Brittney Bambrick	F (30-39)	21st	19:26	1:00:23
185	239	Jessica Day	F (30-39)	22nd	19:27	1:00:24
186	304	Guy Lombardo	M (50-59)	21st	21:15	1:06:00
187	212	Tonia Barlet	F (40-49)	22nd	21:16	1:06:02
188	358	Susan Spayd	F (50-59)	17th	21:18	1:06:10
189	205	Roger Allers	M (70+)	2nd	21:20	1:06:15
190	280	Rodney Heck	M (50-59)	22nd	21:20	1:06:15
191	341	Carol Roski	F (60-69)	10th	21:21	1:06:18
192	322	Janelle Miller	F (30-39)	23rd	21:57	1:08:10
193	231	Shirley Chapin	F (30-39)	24th	21:58	1:08:14
194	364	Theresa Stork	F (60-69)	11th	22:48	1:10:49
195	347	Lori Seidel	F (60-69)	12th	29:28	1:31:32