































March Madness Endurance Trail Run 2025

Overall Results

| Place | Bib | Name | City | Miles | Clock Time | Group | Group Place |
|-------|-----|---------------------------|-----------------------|-------|------------|------------|--|
| 1 | 84 | Yogendra Kumar Paul Pandi | Carlisle, PA | 56 | 9:40:19 | M (0-39) |  (All Male 1) |
| 2 | 107 | Jesse Stauffer | Stevens, PA | 56 | 9:50:23 | M (0-39) |  (All Male 2) |
| 3 | 55 | James Horstmann | West Chester, PA | 52 | 9:34:28 | M (40-49) |  (1st) |
| 4 | 18 | John Brown | Kennett Square, PA | 50 | 9:37:57 | M (60-69) |  (1st) |
| 5 | 63 | Sanghoon Kim | West Chester, PA | 50 | 9:38:00 | M (50-59) |  (1st) |
| 6 | 35 | Jenn Fisher | Middletown, PA | 48 | 9:28:34 | F (40-49) |  (All Female 1) |
| 7 | 34 | Chris Fisher | Middletown, PA | 48 | 9:28:35 | M (40-49) |  (2nd) |
| 8 | 29 | Kellie Eckley | Nazareth, PA | 48 | 9:29:06 | F (40-49) |  (All Female 2) |
| 9 | 132 | Karen Gibbon | Reading, PA | 44 | 8:22:43 | F (50-59) |  (1st) |
| 10 | 5 | Scott Baldwin | Carlisle, PA | 44 | 8:37:36 | M (40-49) |  (3rd) |
| 11 | 41 | Missy Gibson | Perkasie, PA | 44 | 9:12:37 | F (0-39) |  (1st) |
| 12 | 46 | Rita Hall | West Reading, PA | 44 | 9:21:13 | F (60-69) |  (1st) |
| 13 | 19 | David Bruce | Palmyra, PA | 44 | 9:26:54 | M (50-59) |  (2nd) |
| 14 | 78 | Matthew Miller | Gap, PA | 40 | 7:10:22 | M (0-39) |  (1st) |
| 15 | 11 | Drew Bonfiglio | Swarthmore, PA | 40 | 7:14:38 | M (40-49) |  (4th) |
| 16 | 95 | Fionna Ross | Huntingdon Valley, PA | 40 | 7:59:45 | F (40-49) |  (1st) |
| 17 | 27 | Nicolas Cornell | Harpeswell, ME | 40 | 8:12:18 | M (40-49) |  (5th) |
| 18 | 3 | Ben Ash | Lancaster, PA | 40 | 8:15:10 | M (40-49) | (6th) |
| 19 | 71 | Ben Lego | Reading, PA | 40 | 8:21:04 | M (0-39) |  (2nd) |
| 20 | 105 | Adam Shellenhamer | Phoenixville, PA | 40 | 8:37:01 | M (0-39) |  (3rd) |
| 21 | 16 | Jennifer Brazee | Red Lion, PA | 40 | 8:53:30 | F (0-39) |  (2nd) |
| 22 | 98 | Karunakar Sakalabhaktula | Mechanicsburg, PA | 40 | 9:01:37 | M (40-49) | (7th) |
| 23 | 62 | Caden Kilgore | Quarryville, PA | 40 | 9:08:58 | M (0-39) |  (4th) |
| 24 | 65 | Brent Labenberg | Emmaus, PA | 40 | 9:18:17 | M (50-59) |  (3rd) |
| 25 | 9 | James Bojt | Topton, PA | 40 | 9:19:29 | M (40-49) | (8th) |
| 26 | 21 | Andrea Cap | York, PA | 40 | 9:23:50 | F (0-39) |  (3rd) |
| 27 | 80 | Jr Minnick | Blue Bell, PA | 40 | 9:32:18 | M (40-49) | (9th) |
| 28 | 86 | Luana Pesco Koplowitz | Flemington, NJ | 40 | 9:42:08 | F (60-69) |  (2nd) |
| 29 | 85 | Ryan Peeters | Wallingford, PA | 36 | 6:04:47 | M (0-39) |  (5th) |
| 30 | 6 | Julia Barbour | Audubon, NJ | 36 | 8:06:57 | F (Clydes) |  (1st) |
| 31 | 96 | Marina Rottle | Kutztown, PA | 36 | 8:34:12 | F (Clydes) |  (2nd) |
| 32 | 128 | Govardhan Reddy Yadiki | Enola, PA | 36 | 8:46:12 | M (40-49) | (10th) |
| 33 | 60 | Cheryl Kerper | Narvon, PA | 36 | 8:54:41 | F (40-49) |  (2nd) |
| 34 | 82 | Scott Newcomer | York, PA | 36 | 9:10:13 | M (50-59) |  (4th) |
| 35 | 51 | Robert Hicks | Pottstown, PA | 36 | 9:11:42 | M (40-49) | (11th) |


March Madness Endurance Trail Run 2025

Overall Results

| Place | Bib | Name | City | Miles | Clock Time | Group | Group Place |
|-------|-----|-----------------------|-------------------|-------|------------|------------|---|
| 36 | 73 | Lou Manza | Jonestown, PA | 36 | 9:25:38 | M (50-59) |  (5th) |
| 37 | 14 | John Bowman | Downingtown, PA | 36 | 9:30:44 | M (50-59) | (6th) |
| 38 | 66 | Mark Landis | Dover, PA | 36 | 9:46:33 | M (50-59) | (7th) |
| 39 | 89 | Phil Pinti | Ellicott City, MD | 36 | 9:57:34 | M (40-49) | (12th) |
| 40 | 57 | Logan Hutton | Lancaster, PA | 32 | 5:04:05 | M (0-39) |  (6th) |
| 41 | 8 | Ellen Bentz | Hagerstown, MD | 32 | 6:22:31 | F (50-59) |  (2nd) |
| 42 | 13 | Christopher Bortz | Lebanon, PA | 32 | 6:23:22 | M (40-49) | (13th) |
| 43 | 94 | Todd Rose | York, PA | 32 | 6:25:03 | M (60-69) |  (2nd) |
| 44 | 33 | Jorge Fernandez | West Chester, PA | 32 | 6:32:35 | M (40-49) | (14th) |
| 45 | 28 | Leigh Anne Crouthamel | Ambler, PA | 32 | 7:43:01 | F (40-49) |  (3rd) |
| 46 | 58 | Andy Keegan | Birdsboro, PA | 32 | 7:44:17 | M (60-69) |  (3rd) |
| 47 | 77 | Armand Meyer | York, PA | 32 | 7:56:38 | M (70+) |  (1st) |
| 48 | 79 | Peggy Miller | Hanover, PA | 32 | 7:57:36 | F (60-69) | (3rd) |
| 49 | 125 | Alicia Weaver | Akron, PA | 32 | 8:12:49 | F (0-39) |  (4th) |
| 50 | 23 | Cathy Carpenter | Boyertown, PA | 32 | 8:17:17 | F (60-69) | (4th) |
| 51 | 67 | Amanda Lane | Havertown, PA | 32 | 8:18:14 | F (40-49) |  (4th) |
| 52 | 131 | Amy Sepinwall | Norwood, PA | 32 | 8:22:09 | F (50-59) |  (3rd) |
| 53 | 25 | Stephanie Carter | Limerick, PA | 32 | 8:24:58 | F (50-59) |  (4th) |
| 54 | 61 | Brandon Kilgore | Quarryville, PA | 32 | 8:28:51 | M (50-59) | (8th) |
| 55 | 48 | Dina Hayduk | Emmaus, PA | 32 | 8:30:18 | F (60-69) | (5th) |
| 56 | 43 | Lisa Good | Ephrata, PA | 32 | 8:33:45 | F (Clydes) |  (3rd) |
| 57 | 106 | Michelle Sipe | Royersford, PA | 32 | 9:01:57 | F (50-59) |  (5th) |
| 58 | 118 | Jake van Riper | Phoenixville, PA | 32 | 9:01:58 | M (Clydes) |  (1st) |
| 59 | 4 | Christopher Avey | Blandon, PA | 32 | 9:16:49 | M (Clydes) |  (2nd) |
| 60 | 69 | Megan Lavoie | Philadelphia, PA | 31 | 5:09:28 | F (40-49) |  (5th) |
| 61 | 88 | Justin Pino | Pitman, NJ | 31 | 6:26:26 | M (50-59) | (9th) |
| 62 | 120 | Cynthia Vidal | Blackwood, NJ | 31 | 6:26:28 | F (40-49) | (6th) |
| 63 | 122 | Jen Ward | Millsboro, DE | 31 | 6:27:11 | F (50-59) | (6th) |
| 64 | 10 | Jen Bona | Oreland, PA | 31 | 7:32:56 | F (40-49) | (7th) |
| 65 | 12 | Cassandra Bortz | Lebanon, PA | 31 | 7:50:56 | F (0-39) |  (5th) |
| 66 | 93 | Jennifer Reppert | Myerstown, PA | 31 | 8:06:18 | F (40-49) | (8th) |
| 67 | 24 | Josh Carson | Philadelphia, PA | 31 | 8:18:20 | M (40-49) | (15th) |
| 68 | 52 | Juliane Holz | Philadelphia, PA | 31 | 8:18:21 | F (Clydes) | (4th) |
| 69 | 36 | Ava Flinn | Elverson, PA | 28 | 6:27:23 | F (0-39) |  (6th) |
| 70 | 129 | Dave Bodine | Asbury, NJ | 28 | 6:27:34 | M (60-69) |  (4th) |

March Madness Endurance Trail Run 2025

Overall Results

| Place | Bib | Name | City | Miles | Clock Time | Group | Group Place |
|-------|-----|---------------------|-------------------|-------|------------|---|-------------|
| 71 | 109 | Kayley Stoner | Manheim, PA | 28 | 6:37:47 | F (0-39) | (7th) |
| 72 | 101 | Erika Schell | Manheim, PA | 28 | 6:41:25 | F (0-39) | (8th) |
| 73 | 127 | Renee Wentz | Jenkintown, PA | 28 | 8:22:39 | F (50-59) | (7th) |
| 74 | 17 | Jill Breneman | Mount Joy, PA | 28 | 8:40:33 | F (Clydes) | (5th) |
| 75 | 40 | Lisa Gauker | Mohnton, PA | 28 | 9:14:44 | F (0-39) | (9th) |
| 76 | 100 | Andy Schell | Manheim, PA | 26.2 | 4:49:30 | M (0-39) | (7th) |
| 77 | 134 | Gert Freas | Mechanicsburg, PA | 26.2 | 4:53:38 | F (60-69) | (6th) |
| 78 | 7 | Jill Beccaris | Philadelphia, PA | 26.2 | 5:15:47 | F (50-59) | (8th) |
| 79 | 102 | Rachael Shankweiler | Allentown, PA | 26.2 | 5:55:05 | F (0-39) | (10th) |
| 80 | 31 | Lindsey Engler | Spring City, PA | 26.2 | 6:17:19 | F (Clydes) | (6th) |
| 81 | 45 | Jeff Groff | Manheim, PA | 26.2 | 6:40:36 | M (0-39) | (8th) |
| 82 | 44 | Amanda Groff | Manheim, PA | 26.2 | 6:40:37 | F (0-39) | (11th) |
| 83 | 2 | Christina Angstadt | Reading, PA | 26.2 | 6:58:32 | F (0-39) | (12th) |
| 84 | 123 | Marcus Warmkessel | Reading, PA | 26.2 | 6:58:36 | M (0-39) | (9th) |
| 85 | 99 | Scott Scheidt | Kutztown, PA | 26.2 | 6:58:38 | M (60-69) | (5th) |
| 86 | 56 | Dylan Huber | Whitehall, PA | 26.2 | 7:09:35 | M (0-39) | (10th) |
| 87 | 90 | Katie Price | Schwenksville, PA | 26.2 | 7:44:46 | F (0-39) | (13th) |
| 88 | 130 | Cathy Young | York, PA | 26.2 | 7:46:12 | F (Clydes) | (7th) |
| 89 | 76 | Wanda Marrone | Collegeville, PA | 26.2 | 7:54:28 | F (60-69) | (7th) |
| 90 | 91 | Kent Prizer | Collegeville, PA | 26.2 | 7:54:49 | M (70+)  | (2nd) |
| 91 | 53 | Lisa Nagy | Mysteryville, PA | 26.2 | 7:54:52 | F (50-59) | (9th) |
| 92 | 81 | Michael Mize | Downingtown, PA | 26.2 | 7:55:12 | M (40-49) | (16th) |
| 93 | 110 | Ann Sullivan | Manchester, PA | 26.2 | 8:16:11 | F (60-69) | (8th) |
| 94 | 70 | Tara Lefever | Elizabethtown, PA | 26.2 | 8:20:16 | F (Clydes) | (8th) |
| 95 | 108 | Megan Stauffer | Phoenixville, PA | 26.2 | 8:30:43 | F (0-39) | (14th) |
| 96 | 47 | Dorinda Hammond | Hanover, PA | 26.2 | 8:41:59 | F (50-59) | (10th) |
| 97 | 97 | Megan Sager | New Oxford, PA | 26.2 | 8:59:09 | F (50-59) | (11th) |
| 98 | 104 | April Sheffer | Dover, PA | 26.2 | 9:24:58 | F (0-39) | (15th) |
| 99 | 37 | Charles Fries | Douglassville, PA | 24 | 4:06:34 | M (40-49) | (17th) |
| 100 | 50 | Meagan Hennessy | Malvern, PA | 24 | 4:35:55 | F (40-49) | (9th) |
| 101 | 119 | Mike Vanscoy | Ambler, PA | 20 | 3:41:03 | M (50-59) | (10th) |
| 102 | 117 | Miguel Valero | Philadelphia, PA | 20 | 3:46:39 | M (60-69) | (6th) |
| 103 | 92 | Scott Ramoth | Paoli, PA | 20 | 3:47:20 | M (50-59) | (11th) |
| 104 | 20 | Samuel Caldwell | Harrisburg, PA | 20 | 4:12:53 | M (40-49) | (18th) |
| 105 | 114 | Walter Taylor | Lancaster, PA | 20 | 4:13:11 | M (40-49) | (19th) |

March Madness Endurance Trail Run 2025

Overall Results

| Place | Bib | Name | City | Miles | Clock Time | Group | Group Place |
|-------|-----|-------------------|-------------------|-------|------------|--|-------------|
| 106 | 1 | Emily Allen | Lancaster, PA | 20 | 4:36:34 | F (0-39) | (16th) |
| 107 | 26 | Erin Conti | Medford, NJ | 20 | 5:06:45 | F (Clydes) | (9th) |
| 108 | 15 | Jen Bratis | Chalfont, PA | 20 | 6:09:22 | F (50-59) | (12th) |
| 109 | 49 | Carl Hendricks | Carlisle, PA | 20 | 6:14:37 | M (70+) | (3rd) |
| 110 | 59 | Gina Kelly | Thomasville, PA | 20 | 7:01:52 | F (50-59) | (13th) |
| 111 | 22 | Andrew Carpenter | Boyertown, PA | 20 | 8:17:18 | M (0-39) | (11th) |
| 112 | 121 | John Wallace | West Chester, PA | 16 | 3:02:20 | M (50-59) | (12th) |
| 113 | 124 | Ami Wasilewski | Malvern, PA | 16 | 3:06:40 | F (Clydes) | (10th) |
| 114 | 126 | Mark Weiss | Reading, PA | 16 | 3:13:06 | M (50-59) | (13th) |
| 115 | 38 | Ashley Fronheiser | Gilbertsville, PA | 16 | 3:26:12 | F (40-49) | (10th) |
| 116 | 39 | Elizabeth Gamble | Shamokin Dam, PA | 16 | 3:41:11 | F (50-59) | (14th) |
| 117 | 115 | Amy Tirpak | Selinsgrove, PA | 16 | 3:41:13 | F (Clydes) | (11th) |
| 118 | 54 | Helene Horn | Reading, PA | 16 | 8:17:26 | F (60-69) | (9th) |
| 119 | 72 | Russell Lucas | Feasterville, PA | 12 | 2:27:06 | M (Clydes)  | (3rd) |
| 120 | 103 | Tim Shea | Reading, PA | 12 | 3:02:43 | M (0-39) | (12th) |
| 121 | 116 | Megan Tobin | Pine Grove, PA | 12 | 5:07:49 | F (0-39) | (17th) |
| 122 | 111 | Nathan Talley | Ephrata, PA | 8 | 1:24:37 | M (60-69) | (7th) |
| 123 | 30 | Barry Elder | Lititz, PA | 8 | 2:36:06 | M (60-69) | (8th) |
| 124 | 83 | Michael Oetting | New Holland, PA | 8 | 3:15:00 | M (Clydes) | (4th) |
| 125 | 133 | Brody Fronheiser | Gilbertsville, PA | 8 | 3:26:18 | M (0-39) | (13th) |